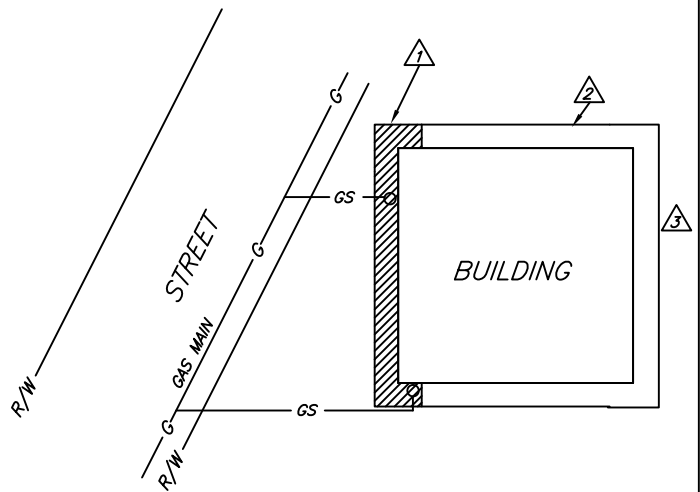
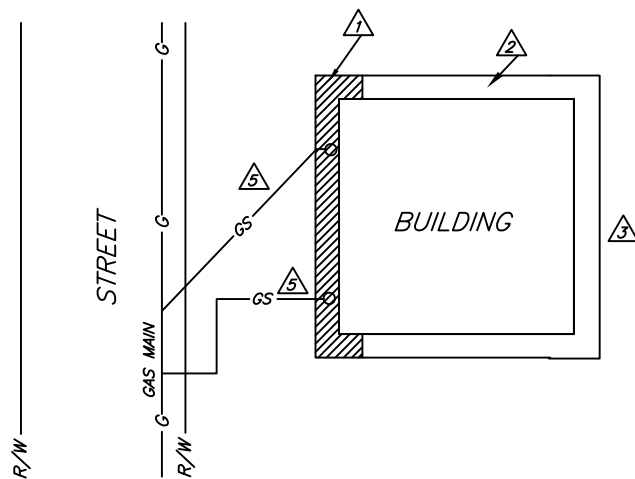


ACCEPTABLE SERVICE LINE ROUTING

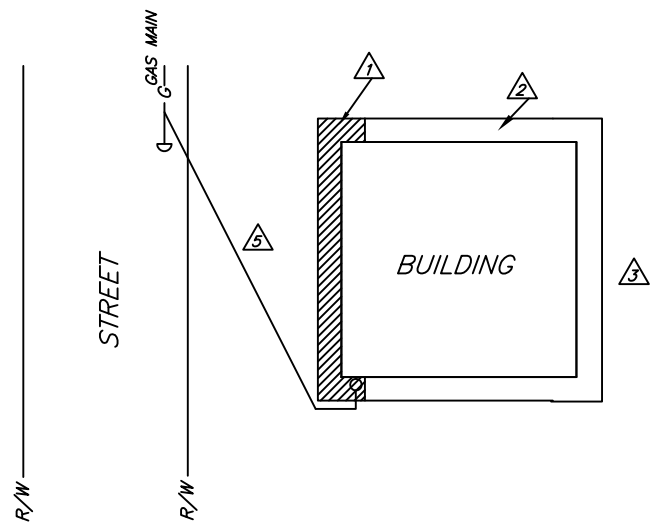


ACCEPTABLE SERVICE LINE ROUTING



**NOTE:** GAS MAIN MUST EXTEND TO A POINT WHICH RESULTS IN THE SHORTEST POSSIBLE SERVICE LINE. METER STUBOUT TO BE WITHIN 6-10 FEET FROM FRONT CORNER OF BUILDING. ANY DEVIATIONS, PLEASE CALL CONTRACT MANAGEMENT 831-8371 FOR FIELD VISIT.



NON-ACCEPTABLE SERVICE LINE ROUTING



NON-ACCEPTABLE SERVICE LINE ROUTING

<div>△</div> <div>GENERAL NOTES</div>		<div>CONSTRUCTION STANDARD CITY UTILITIES OF SPRINGFIELD, MISSOURI</div>			
<div>△</div> <div>1</div>	<div></div> <div>AREA ACCEPTABLE FOR GAS STUB-OUT.</div>	<div>ACCEPTABLE GAS SERVICE LINE AND METER LOCATIONS FOR RESIDENCES</div>			
<div>△</div> <div>2</div>	<div></div> <div>AREA "NOT" ACCEPTABLE FOR GAS STUB OUT. MUST BE 6-10' FROM FRONT CORNER OF HOUSE.</div>				
<div>△</div> <div>3</div>	<div>THIS SIDE OF BUILDING NOT ELIGIBLE FOR GAS METER LOCATION. BEHIND GARAGE WALL OR OFFSET IS NOT ELIGIBLE. CONTACT GAS ENGINEERING FOR CLARIFICATION.</div>				
<div>△</div> <div>4</div>	<div>ACCEPTABLE SERVICE LINE ROUTING SHALL BE PERPENDICULAR TO GAS MAIN.</div>				
<div>△</div> <div>5</div>	<div>SERVICE LINES SHALL NOT CROSS LOT DIAGONALLY OR HAVE OFFSETS UNLESS DUE TO OBSTRUCTIONS.</div>		<div>LATEST REV. DATE</div> <div>01/27/2017</div>	<div>STANDARD NO.</div> <div>GS-270</div>	<div>PAGE:</div>
<div>△</div> <div>6</div>	<div>NOTE: SERVICE LINE SHALL BE A MINIMUM OF 5' FROM PARALLEL TRENCH LINES.</div>				